



Tony Bramley FRPS

“Our audience were fascinated..”

“...several members have already requested another talk...”

“...as always you critique our work in such a positive way”

Talks

Judging & Club Workshops

2024 - 2025



Contents

Bio - About Tony

Talks - Kind Words 1-2

Talk - My Kinda Streets 3-4

Talk - Transitional Photography-Fellowship Journey 5-6

Talk - Pictorialism 7-8

Talk - Principles & Elements of Art in Photography 9-10

Talk - Inspiration 11-12

Talk - Portfolio, a Bit of Everything 13-14

Judging - Kind Words 15-16

Judging 17-18

Zoom Meetings 19-20

Club Workshops 21-22

Costs 23-24

Map of Area of Coverage 25-26

Personalised Club Workshops 27-28

PDI Screen Chart Download 29-30

Contact: 07870 441540
tony@lightacademy.co.uk

www.lightacademy.co.uk
www.suprematism.co.uk
www.stormphotography.co.uk

Channel



Membership:

Fellow of the Royal Photographic Society
The RPS Contemporary Group
Colchester Photographic Society
Colchester Art Society
Tate

BOOK



Tony Bramley

Bio

Tony works from his home studio/offices at Marks Tey near Colchester in Essex.

He has been working as a professional photographer for over twenty five years, winning several awards and accreditations in this time within professional photography with the British Institute of Professional Photographers and the [Royal Photographic Society](#).

Storm Photography has been the professional photography side of his work for most of this time.

In 2016, he started The Light Academy, photography training for one2one, group training & group workshops.

In December 2015 he was made a Fellow of the Royal Photographic Society for his unique conceptual work on Suprematism within photography. This was followed with the RPS Fellowship of the Year Award in 2016, for the 'most outstanding panel of work achieving a Fellowship'.

Personal photography includes; abstract, street, modern & contemporary architecture, still life & portrait photography.

Interests: Photography History, Modern Art, Russian Avant-garde, Aviation

Clubs - Feel free to copy parts of this for your programme or introductions on the night.

Talks - Kind Words

“Well you've done it again! Leaving us all gasping at your expertise with Street Photography. There have been so many WhatsApp messages this morning from members who were bowled over by all the help and advice...”

“thank you most sincerely for such an entertaining and interesting evening yesterday. I know that, despite such a small gathering, we all found your talk both inspiring and fascinating.”

“...As always, when you present an evening, you were informative and inspiring.”

“On behalf of the Club and myself, I just wanted to say a big "thank you" for your terrific presentation last night. It was really nice to have someone present who combines their artistic flair and technical knowledge with such a passion for his photography. Great evening!”

“Thanks again for a very entertaining and thought provoking evening, several members have already requested another talk and... we were outside the club long after you left throwing ideas around. You really got the grey matter going. I'll be in touch soon regarding another talk and I'm sounding out a few members with a view to a possible workshop in London at some stage in the future.”

“Just wanted to say thank you for a fantastic talk this evening so interesting and inspirational.”

“May I start by thanking you once again for a really entertaining, thought provoking and educational evening.”

“Our audience were fascinated and your talk may have demonstrated to one or two of our more creative members how to set about realising their own ambitions.”

Talks - My Kinda Streets

Techniques, ideas and styles to help you tackle the difficult genre of street photography.

A talk covering the varying aspects of my street photography:


- ▷ London City & West End
- ▷ Travel
- ▷ Social Documentary
- ▷ Low Light
- ▷ Fashion
- ▷ Abstract

Street Photography is an unsung hero of the photography genres, outside of popular subject matter. It requires complete knowledge of your equipment with a ready to go attitude in a very dynamic environment.

Being bold, patient and not afraid to make others or yourself uncomfortable, all add to getting the shot.

This presentation provides an insight into my street photography and how I go about a typical day shooting.

BOOK



Tony Bramley



Tony Bramley



Tony Bramley

Talks - Transitional Photography

Suprematism - My Journey to RPS Fellowship of the Year

Are your members trying for distinctions?

A photographic journey that eventually led to RPS Fellowship of the Year.


A World of Non-Objectivity and Approaching Zero Degree

Tony Bramley is a photographer working in a very unique style that most people would not have heard of unless familiar with modern art.

Five years of looking for a photographic style that had not been produced before, in the last final 18 months of this period he finally realised where his direction should be.

Taking the ethos of Ukrainian avant-garde painter Kazimir Malevich's ground breaking Dynamic Suprematist work and developing a pure version within photography.

BOOK



Tony Bramley

Tony's images are derived from the visual geometry within a single photographic image and this non-objective approach leaves only the essence of the original image.


The final images are very abstract, highly geometric, closer to painted/printed art than photography and takes photography close to what Malevich termed "zero degree".

Images provide freedom for the existing geometry (photographically) and celebrate the existence & purity of the compositional elements.

The compositions explore movement, balance and harmony within the ideology of Malevich's Dynamic Suprematism work.

Tony's work is very controversial, and sits on the very edge of photography.

It is not everyone's 'cup of tea' but a 'hard shot of vodka' that provides a very different view of photography.



Tony Bramley

Awarded RPS
Bill Wisden MBE
HonFRPS
Fellowship of the Year
Award,
for the most outstanding
panel of work achieving
a Fellowship



Tony Bramley

Talks - Pictorialism

Your club and members have a lot to thank the Pictorialists for...

**A presentation on photography Pictorialism
from the late 19C to early 20C.**

Claimed as the beginning of photography as art, Pictorialism changed many views on photography that still resonates today.

A presentation that takes in the key photographers/artists of the time showing the beautiful stylised images they produced.

Tony outlines the emergence of the movement and how it changed the voice of the amateur photographer.

Demachy, Stieglitz, Marissiaux, Boughten and too many others to mention are celebrated for their artistic imagery.

(Some images are fine art nudes)

Digital photography provides a opportunity to emulate the style of the Pictorialist's and Tony finishes the presentation with some examples of process using current software



Anne Brigman,
The Cleft of the Rock, 1912



Leonard Misonne, Bad Weather, 1909

BOOK

Talks - Principles & Elements of Art in Photography

Learn how interesting the content of your images can be and that there were never any 'rules' in composition.



Ansel Adams



Elliott Erwitt

Considerations on the creation of the perfect composition

This presentation shows how so much more should go into producing a photograph when looking at the elements of composition.

Exploring further behind this thought process by understanding the artistic design elements that make up an image.

These principles hold fast for the art world and sit comfortably within both traditional & contemporary photography.

Often it is quoted "To break the rules you need to understand the rules". This presentation helps to understand the key *Principles and Elements* that should be considered when creating an image.

It shows that an image breaking the rules usually obeys other principles or elements, supporting the finished composition.



Horst P.Horst

Whether it is pictorial, creative or abstract photography that you shoot, you should go away with a new view on the content of your photographs.

Talks - Inspiration

How do you get inspired and what helps you to achieve a positive direction in your photography & develop ideas.

An evening looking at how we can achieve inspiration to move forward with our photography.

The evening starts with a small handful of members images and Tony discusses the inspiration behind the shots.

Tony follows this, showing the unusual inspiration of the development of his Fellowship Panel.


This is followed with a presentation on how we can achieve inspiration in our work.

The evening finishes with an overview of a file of over 100 inspirational ideas for your photography that Tony will provide for the club members.

BOOK



Carleton Watkins



Irving Penn



Lawrence of Arabia - David Lean

Talks - Portfolio - A Bit of Everything

My Personal Photographic Work

Proof that camera clubs will improve your photography

A personal journey through my photography, both as an amateur and professional.


My 25+yr photography career had to start somewhere and its humble beginnings started through joining a camera club.

The presentation follows my pictorial path from early days of club photography progressing into a flourishing full-time successful photography business. And then onwards through to my semi-retirement and more personal work.

Littered with some examples of the distinctions and awards along the way as well as a large section of professional and personal work.

Includes is a display of my Associate panel as well as my Fellowship panel (Live or Zoom) that went on to receive the Royal Photographic Society Bill Wisden (HonFRPS) Fellowship of the Year.

BOOK



Judging - Kind Words

“Can you hear all the cheers from our Club members after your excellent judging last night? Well as our chairman said - you were the best panel judge we have had and I must ask you back again!”

“...as always you critique our work in such a positive way, a very difficult task when both Advanced and Intermediate are grouped together...”

“I know that the members appreciated your critique and have learned lots from your approach.”

“Your commentary and scoring were very much appreciated by the membership and contributed to making the evening so enjoyable.”

“You are the first judge to make me blub, so I am sure you can see how important this was to me. I shall not sleep tonight...”

“Brilliant! Oh that all judges were like you! Do you train any of them?! Everyone got a personal master class on how to improve. “

“We loved your conversational style, the relaxed delivery and admired your acute perception and analysis of the work.”

“Members of our club have commented on your thoroughness when talking about the individual images and how useful your comments were to them.”

“I’m sure our members benefited from your experience and expertise of photography. It was good you made time to advise us how we can improve our work.”

Judging

If you are looking for a judge who:

- ▷ has a wide experience of subject matter
- ▷ can provide 'constructive' critic
- ▷ has over 25 years in the professional photography world
- ▷ wide experience in post production
- ▷ sympathetic to junior members
- ▷ cares about feedback

Judging is available either in person
or by Zoom, nationally and internationally.

***Please note I do not judge at clubs where images are
'packed' in. Allow a minimum of 90 seconds for feedback
outside of notices and breaks. Thank you.***

BOOK



EL CAPITAN - CATHEDRAL BEACH
TONY BRAMLEY



Tony Bramley



I am available for
Talks, Judging & Training
on Zoom

Locally
Nationally
Internationally

Contact: 07870 441540
tony@lightacademy.co.uk

BOOK



Tony Bramley

Club Workshops

I can provide personalised club workshops at either your venue or London.

See the last page of this brochure for ideas.

Cost is divided by number of members attending.
£340 plus travel

Contact: 07870 441540
tony@lightacademy.co.uk

BOOK

Costs

Talks

2024: £75 - 2025 - £95

Judging

2024 - £40 : 2025 - £75 (Zoom £65)

Judging (Winter): 20th Oct to 31st March - Zoom only if over 20 miles

*Please note: I do not judge at clubs where images are ‘packed’ in. Allow a **minimum** of 90 seconds for feedback outside of notices and breaks.*
Thank you.

Local attendance


As above plus mileage at .45p pm
(Based on Jan 2024 allowances - subject to review)

Venues outside standard coverage
(See map on next page)

As above plus DB&B

Contact: 07870 441540
tony@lightacademy.co.uk

BOOK



All Tony Bramley

Map of Standard Coverage

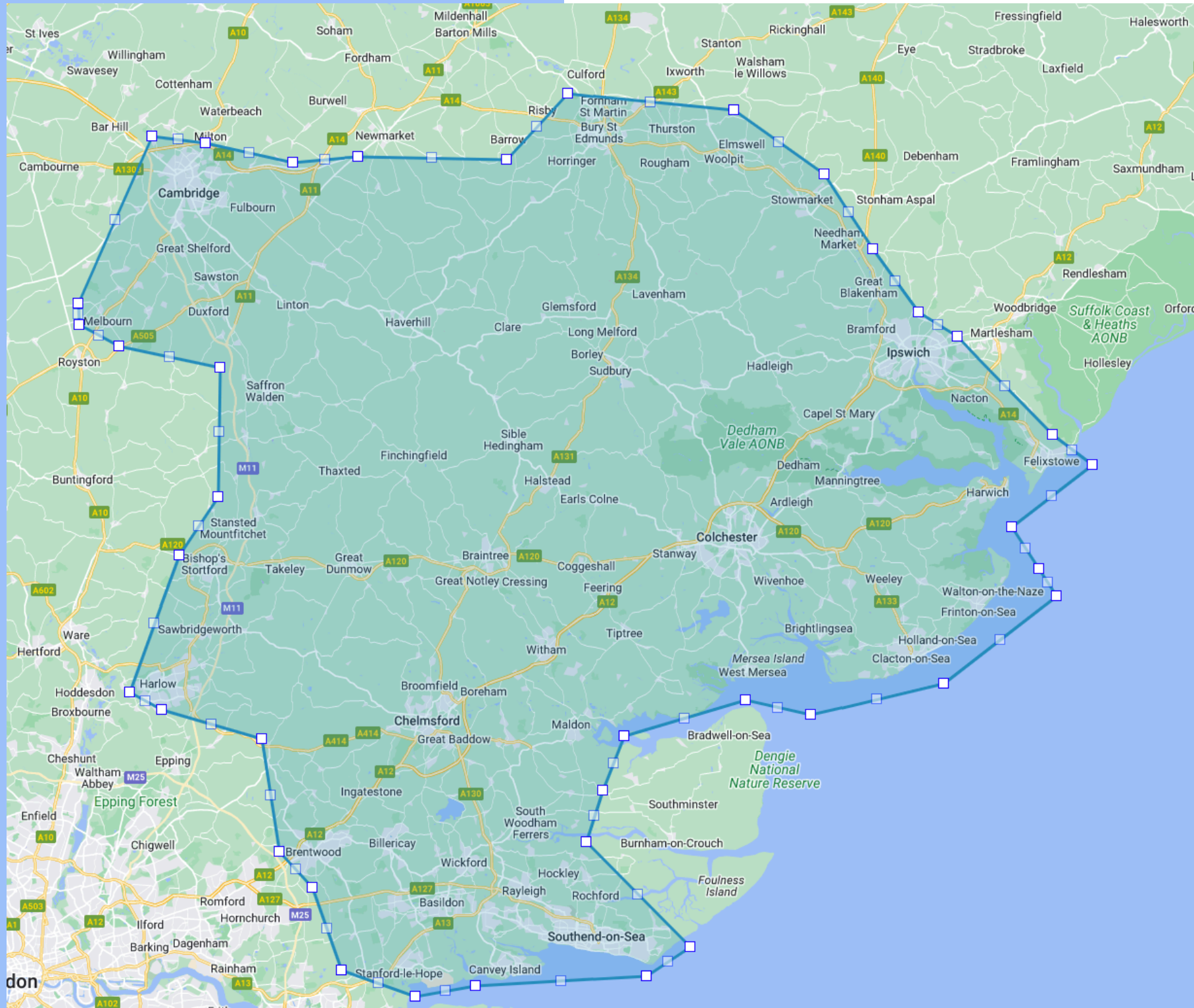
Note - Judging (Winter):

20th Oct to 31st March

Zoom only if over 20 miles

Contact: 07870 441540
tony@lightacademy.co.uk

BOOK



Personalised Club Workshops

Brick Lane, London - Street

Speakers Corner / Covent Garden, London - Street

South Bank, London - Street

Camden Town, London - Street

Street Portraiture, London (+ Your Location) - Street

Harley Quinn (Model inc.) - London - Street Portraiture

Contemporary City, London - Architecture

Brutalist London, Architecture

Soho Neons, London - Low Light (Winter)

Night Shoot with Model (Your Venue, Winter)

Legacy Lenses

Manual Exposure

Low Key - Mobile Studio (Your Model, Your Venue)

High Key - Mobile Studio (Your Model, Your Venue)



Continuous Lighting - Mobile Studio (Your Model, Your Venue)

Flashguns - Off camera Flash - Studio (your Model, Your Venue)

Natural Lighting (Your Model, Your Location)

Post Production (Your Location)

BOOK



All Tony Bramley

My PDI Screen Chart

I have developed this screen chart for PDI projection.
This chart is useful even if you have calibrated your projector.

If your club struggles with calibration or brightness levels use this chart at the beginning of the session to check the highlight and shadow levels.

Not all projectors and venues can render all 255 RGB values.
At the very least you should be generating +/- 10 RGB.

A simpler 26 level scale is shown each side.
Square targets are shown to help identify 10 step overlaid levels of RGB if you struggle with the 255-245 & 0-10 charts.

This chart is for brightness levels only but colour RGB is shown with +/- 50% levels as an aid only - Use a calibration tool for colour.

Download the chart (up to 4K resolution) on this link:
https://www.lightacademy.co.uk/downloads/Screen_Chart_The_Light_Academy.jpg

Copyright Tony Bramley, The Light Academy.
Photography Training - Workshops - 1-2-1 Development
Judging - Talks - Personalised Club Workshops

BOOK

